

B- Teaching Department Details
Departmental Availability of area in sq.mt as per intake capacity &MES-2024

1	Human Anatomy: <ul style="list-style-type: none"> • Departmental room for teaching staff with dissection hall storage for cadaver, museum and facility for Histology demonstration • Anatomy Act • Availability of Equipment as specified in Schedule I of MES-2024 	NA	Remark (Mentioned in Handwritten)
2	Human Physiology and Biochemistry <ul style="list-style-type: none"> • Departmental room- teaching staff • Physiology laboratory/ Biochemistry laboratory • Museum and demonstration room • Availability of Equipments as specified in Schedule I of MES-2024 	NA	
3	Organon of Medicine Homoeopathic Philosophy Fundamentals (PG) <ul style="list-style-type: none"> • Department room • Museum (History of Medicine) cum demonstration room • PG Student discussion room • PG Teaching faculty room • Departmental Library • Availability of Educational material as specified in Schedule I of MES-2024 	Yes 95 sq mtr 35 sq mtr 6.82 sq.mtr 35.30 sq mtr 13.92 sq mtr 4.06 sq mtr (Annexure – 5)	
4	Homoeopathic Pharmacy (UG & PG) <ul style="list-style-type: none"> • Department room • Laboratory/ Spirit & Alcohol license • Museum cum demonstration room • Herbal garden • PG Student discussion room • PG Teaching faculty room • Departmental Library • Availability of Equipments as specified in Schedule I of MES-2024 	NA	
5	Homoeopathic Materia Medica (PG) <ul style="list-style-type: none"> • Department room • Museum cum demonstration room • PG Student discussion room • PG Teaching faculty room • Departmental Library/Dry & wet specimen • Availability of Educational material as specified in Schedule I of MES-2024 	Yes 95 sq mtr 35 sq mtr 6.82 sq.mtr 35.30 sq mtr 13.92 sq mtr 4.06 sq mtr (Annexure – 5)	
6	Pathology and Microbiology <ul style="list-style-type: none"> • Department room • Laboratory • Museum cum demonstration room • Departmental Library • Availability of Equipment as specified in Schedule I of MES-2024 	NA	
7	Forensic Medicine and Toxicology <ul style="list-style-type: none"> • Department room • Act copies • Museum cum demonstration room • Visit Details • Departmental Library • Availability of Equipment as specified in Schedule I of MES-2024 	NA	



8	Practice of Medicine of Essentials with Pharmacology (PG) <ul style="list-style-type: none"> • Department room • Museum come demonstration room • Clinical discussion room • PG Student discussion room • PG Teaching faculty room • Departmental Library • Availability of Equipment as specified in Schedule I of MES-2024 	Yes 95 sq mtr 35 sq mtr 6.82 sq.mtr 35.30 sq mtr 13.92 sq mtr 4.06 sq mtr (Annexure – 5)	
9	Surgery <ul style="list-style-type: none"> • Department room • Clinical discussion room • Museum cum demonstration room • Departmental library • Availability of Equipment as specified in Schedule I of MES-2024 	NA	
10	Gynecology and Obstetrics <ul style="list-style-type: none"> • Department room • Clinical discussion room • Museum cum demonstration room • Departmental library • Availability of Equipment as specified in Schedule I of MES-2024 	NA	
11	Community Medicine , Research Methodology & Biostatistics <ul style="list-style-type: none"> • Department room • Museum cum demonstration room • Departmental Library • Visit Details • Village Adoption details • PG Student discussion room • PG Teaching faculty room • Availability of Equipment as specified in Schedule I of MES-2024 	NA	
12	Homoeopathic Repertory & case taking (UG & PG) <ul style="list-style-type: none"> • Department room • Museum cum demonstration room • PG Student discussion room • PG Teaching faculty room • Computer Laboratory with software details <ul style="list-style-type: none"> • Departmental Library • Availability of Educational material as specified in Schedule I of MES-2024 	95 sq mtr 6.82 sq.mtr 35.30 sq mtr 13.92 sq mtr 1) Library Software – SOUL -2 2) ISIS Software – 3) Computers – Internet Facility available – 4 terminals 4) RADAR 8.1 &9.1 - 2nos 5) Hompath 8.0 – 2Norganon '96 – 1 6) Digital Library for MUHS – 4 terminals 4.06 sq mtr (Annexure – 5)	



13	Pediatrics (PG Subject) <ul style="list-style-type: none"> • Department room • Museum cum demonstration room • PG Student discussion room • PG Teaching faculty room • Departmental Library • Availability of Equipment as specified in Schedule I of MES-2024 	Yes 95 sq mtr 35 sq mtr 6.82 sq.mtr 35.30 sq mtr 13.92 sq mtr 4.06 sq mtr (Annexure – 5)	
14	Psychiatry (PG Subject) <ul style="list-style-type: none"> • Department room • Museum cum demonstration room • PG Student discussion room • PG Teaching faculty room • Departmental Library • Availability of Equipment as specified in Schedule I of MES-2024 	Yes 95 sq mtr 35 sq mtr 6.82 sq.mtr 35.30 sq mtr 13.92 sq mtr 4.06 sq mtr (Annexure – 5)	
15	Dermatology (PG subject) <ul style="list-style-type: none"> • Department room • Museum cum demonstration room • PG Student discussion room • PG Teaching faculty room • Departmental Library • Availability of Equipment as specified in Schedule I of MES-2024 	NA	
16	Yoga for Health Promotion <ul style="list-style-type: none"> • Space for Yoga Instructor, Supporting staff & Equipment • Availability of Equipment as specified in Appendix 10 of MES-2024 	Yes 40 sq.mtr. (Annexure – 5)	
17	Medical Education Technology Unit <ul style="list-style-type: none"> • Space for Teachers & Supporting staff • Availability of Equipment as specified in Appendix 11 of MES-2024 	Yes 40 sq.mtr. (Annexure – 5)	





DR. M. L. DHAWALE MEMORIAL
HOMOEOPATHIC INSTITUTE

Opp. S.T. Workshop, Palghar-Boisar Road, Palghar 401 404. • Tel : 02525-256932/33 • Fax : 02525-257019
(Recognized by the National Commission for Homoeopathy, New Delhi and
Maharashtra University of Health Sciences, Nashik)

PRINCIPAL
DR. BIPIN S. JAIN
M.D. (Hom.), MBA (Ed. Mgt.)

Annexure - IV


Maharashtra University of Health Sciences, Nashik.
Homoeopathy Faculty
Academic Year Jan 2025 – Dec 2025

Department of Homoeopathic Materia Medica

SR NO.	DETAILS	TOTAL NUMBER IN HOURS
1.	Lecture	472 hrs.
2.	Symposium	54 hrs.
3.	Practical/ clinical	3360 hrs
4.	Inter-departmental seminars	186 hrs
5.	Seminar/ webinar	23 hrs
6.	Case presentation	72 hrs
7.	Journal club	18 hrs

**No. of Webinars arranged, Guest Lectures, Workshops
& CME (Publish details on college website)**

Sr. no.	Details of Webinar, Guest lectures, Workshop & CME
1.	Awareness program on Pharmacovigilance of AYUSH drugs: 6/2/25
2.	Know thyself- A journey to Unprejudiced observer- a session on life & living: 18/2/25
3.	Introduction to Scientific writing & how to write a case report in a peer reviewed Journal: 19/2/25
4.	Bach Flower Remedies- Basic Introduction: 27/2/25
5.	Seminar on Bach flower remedies and their practical utility: 23/03/25
6.	Success in Standardized Homoeopathic Practice: 20/7/25
7.	Breastfeeding & Homoeopathy- A holistic path for Mother- Child wellness: 5/8/25
8.	Cybercrime & Cyber Safety Awareness Programme supported by Rotary Club: 3/11/25
9.	National Cancer Awareness Day celebration: 5/11/25
10.	Use of artificial intelligence in the study of repertory: 13/11/25
11.	Autism & Homoeopathy on Children's Day Celebration: 17/11/25





DR. M. L. DHAWALE MEMORIAL
HOMOEOPATHIC INSTITUTE

Opp. S.T. Workshop, Palghar-Boisar Road, Palghar 401 404. • Tel : 02525-256932/33 • Fax : 02525-257019
(Recognized by the National Commission for Homoeopathy, New Delhi and
Maharashtra University of Health Sciences, Nashik)

PRINCIPAL
DR. BIPIN S. JAIN
M.D. (Hom.), MBA (Ed. Mgt.)

(Annexure V)

DEPARTMENT OF ORGANON OF MEDICINE AND HOMOEOPATHIC PHILOSOPHY (PG)			
Space for Post Graduate students, discussion rooms, Post Graduate Teaching faculty room and Departmental Library -90 sq. mtr.			
Details of items of Equipment etc available as per NCH(MES) Regulations			
1.	Equipments and Materials shall be as per the Table given below: -		
Sr. No	Equipments	Required	Available
1.1.	Desktop or Laptop	2	2
1.2.	LCD Projector	01	1
1.3.	Round or Center table (for good seating arrangements)	01	1
1.4.	Chairs	20	20
1.5.	Notice board	01	1
1.6.	External hard disc	01	1
1.7.	Charts or Electronic Display	15	33
1.8.	Books	5 sets	5 sets
1.9.	X- Ray View Box	01	1
1.10.	Poster presentations on Dissertations	Dissertations of last 03 academic years	11
1.11.	Audio visual and internet facility		Available
1.12.	Two Cupboards for storage of departments books with list		Available
1.13.	E-Library subscription for each students		Available
2.	List of Charts or Electronic Display		
Sr. No	ITEMS	Available	
2.1.	Different philosophies;	14	
2.2.	Case Taking;	1	
2.3.	Classification of disease;	1	
2.4.	Ground plan of Organon;	1	
2.5.	Cardinal principles of homoeopathy;	1	
2.6.	Concept of disease evolution;	3	
2.7.	Different edition of Organon of Medicine;	1	
2.8.	Disease Phenomenon-Miasmas-psora, sycosis, tubercular, syphilis;	4	
2.9.	Causation of disease;	1	
2.10.	Hahnemannian Concept of Man;	1	
2.11.	Display on posology;	1	
2.12.	Assessment of susceptibility;	1	

2.13.	Evaluation of symptoms by C.Von.Beonninghausen;	1
2.14.	Evaluation of symptoms by J.T.Kent; and	1
2.15.	Evaluation of symptoms by C.M. Boger.	1
3.	Details of Teaching Faculty	
	Teaching Staff	
Sr. No	Designation	Name of faculty
	Professor	Dr. Sachin Junagade
	Associate Professor	Dr. Mehvish Dandoti
	Assistant Professor	Dr. Karthika M Dr. Khushbu Janwachoudhary
	Non-Technical Staff	
	Attendant or Assistant	Ms. Manisha Dhanwa





DR. M. L. DHAWALE MEMORIAL
HOMOEOPATHIC INSTITUTE

Opp. S.T. Workshop, Palghar-Boisar Road, Palghar 401 404. • Tel : 02525-256932/33 • Fax : 02525-257019
(Recognized by the National Commission for Homoeopathy, New Delhi and
Maharashtra University of Health Sciences, Nashik)

PRINCIPAL
DR. BIPIN S. JAIN
M.D. (Hom.), MBA (Ed. Mgt.)

(Annexure V)

DEPARTMENT OF HOMOEOPATHIC MATERIA MEDICA (PG)			
Space for Post Graduate students, discussion rooms, Post Graduate Teaching faculty room and Departmental Library -90 sq. mtr.			
Details of items of Equipment etc available as per NCH(MES) Regulations			
1.	Equipments and Materials shall be as per the Table given below:-		
Sr. No	Equipments	Required	Available
1.1.	Desktop or Laptop	2	02
1.2.	LCD Projector	01	01
1.3.	Round or Center table (for good seating arrangements)	01	01
1.4.	Chairs	20	30
1.5.	Notice board	01	01
1.6.	External hard disc	01	01
1.7.	Charts or Electronic Display	15	90
1.8.	Books	5 sets	5 sets
1.9.	X- Ray View Box	01	01 (RS OPD)
1.10.	Poster presentations on Dissertations	Dissertations of last three academic years	3 batches
1.11.	Audio visual and internet facility		Present
1.12.	Two Cupboards for storage of departments books with list		03
1.13.	E-Library subscription for each students		Present

2. List of Charts or Electronic Display		
Sr. No	ITEMS	Available
2.1.	Science and Philosophy of Homoeopathic Materia Medica;	01 atlas plate
2.2.	Different approaches to study Homoeopathic Materia Medica;	01
2.3.	Periodic table;	01
2.4.	Pictorial – Three polychrest – one each from Plant, Animal, Mineral kingdom;	04- Plant-lyco +, Animal-tarantula, Lachesis, mineral-1 Kali carb
2.5.	Nodoses – Any two medicines;	10
2.6.	Sarcode-One medicine;	05
2.7.	Group symptoms or study – Three groups ;	Plates- baryta, kali, natrum, ferrum
2.8.	Therapeutic of any three illness.	1. Feltauri 2. Glonine fever 3. Cuprum met RS 4. Diarrhoea theraps differentiation btw remedies Kalmia poster
3. Details of Teaching Faculty		
Sr. No	Designation	Name of faculty
Teaching Staff		
	Professor	Dr. Bhavik Parekh
	Associate Professor	Dr. Vivek Kadam Dr. Akshatha Nayak
	Assistant Professor	Dr. Avni Mehta
Non-Technical Staff		
	Attendant or Assistant	Ms. Vaishnavi Patil





DR. M. L. DHAWALE MEMORIAL
HOMOEOPATHIC INSTITUTE

Opp. S.T. Workshop, Palghar-Boisar Road, Palghar 401 404. • Tel : 02525-256932/33 • Fax : 02525-257019
(Recognized by the National Commission for Homoeopathy, New Delhi and
Maharashtra University of Health Sciences, Nashik)

PRINCIPAL
DR. BIPIN S. JAIN
M.D. (Hom.), MBA (Ed. Mgt.)

(Annexure V)

DEPARTMENT OF PRACTICE OF MEDICINE (PG)			
Space for Post Graduate students, discussion rooms, Post Graduate Teaching faculty room and Departmental Library -90 sq. mtr.			
Details of items of Equipment etc available as per MES(MES) Regulations			
1.	Equipments and Materials shall be as per the Table given below:-		
Sr. No	Equipments	Required	Available
1.14.	Desktop or Laptop	2	2
1.15.	LCD Projector	01	1
1.16.	Round or Center table (for good seating arrangements)	01	1
1.17.	Chairs	20	26 (20 plastic +6 office chairs)
1.18.	Notice board	01	01
1.19.	External hard disc	01	01
1.20.	Charts or Electronic Display	15	40
1.21.	Medical equipment for clinical training	As per requirement	23
1.22.	X- Ray View Box	01	01
1.23.	Books	5 sets	5 sets
1.24.	Poster presentations on Dissertations	Dissertations of last three academic years	All present
1.25.	Audio visual and internet facility		Present and in working situation
1.26.	Two Cupboards for storage of departments books with list		2
1.27.	E-Library subscription for each students		done
2.	List of Charts or Electronic Display		
Sr. No	ITEMS	Available	
2.1.	PNE axis and its components;	Yes (1)	
2.2.	BPS model and concept of Causation;	Yes (1)	
2.3.	Dermatomes and peripheral Nerve supply ;	Yes (1)	
2.4.	Susceptibility and various parameters;	Yes (1)	
2.5.	Hormonal Assay and its interpretation;	Yes (1)	

2.6.	American association of Rheumatology criteria of diagnosis of Rheumatoid Arthritis;	Yes (1)
2.7.	Abnormal ECG findings in various Cardiovascular pathologies;	Available in form of model and cards (1)
2.8.	Miasm and its characteristic expressions;	Yes (1)
2.9.	World Health Classification of Diabetes Mellitus;	Yes (1)
2.10.	Primary and secondary skin lesions;	Yes (1)
2.11.	Difference between Cardiac and respiratory dyspnea;	Yes (1)
2.12.	Types of hypersensitivity Reactions;	Yes (1)
2.13.	Materia medica therapeutics of Renal colic;	Yes (1)
2.14.	Materia medica therapeutics of Dyspnea;	Yes (1)
2.15.	Materia medica therapeutics of fever.	Yes (1)
3.	Details of Teaching Faculty	
	Teaching Staff	
Sr. No	Designation	Name of faculty
	Professor	Dr. Shama Rao
	Associate Professor	Dr. Harshla Sarvagod
	Assistant Professor	Dr. Sonam Tiwari Dr. Namrata Pandey
	Non-Technical Staff	
	Attendant or Assistant	Ms. Neeta Bhoir





DR. M. L. DHAWALE MEMORIAL
HOMOEOPATHIC INSTITUTE

Opp. S.T. Workshop, Palghar-Boisar Road, Palghar 401 404. • Tel : 02525-256932/33 • Fax : 02525-257019
(Recognized by the National Commission for Homoeopathy, New Delhi and
Maharashtra University of Health Sciences, Nashik)

PRINCIPAL
DR. BIPIN S. JAIN
M.D. (Hom.), MBA (Ed. Mgt.)

(Annexure V)

DEPARTMENT OF HOMOEOPATHIC REPERTORY AND CASE TAKING (PG)			
Space for Post Graduate students, discussion rooms, Post Graduate Teaching faculty room and Departmental Library -90 sq. mtr.			
Details of items of Equipment etc available as per NCH(MES) Regulations			
1.	Equipments and Materials shall be as per the Table given below:-		
Sr. No	Equipments	Required	Available
1.1.	Desktop or Laptop	5	5
1.2.	LCD Projector	01	1
1.3.	Round or Center table	01	1
1.4.	Chairs	20	20
1.5.	Notice board	01	1
1.6.	External hard disk	01	1
1.7.	Charts or Electronic Display	15	51
1.8.	Homoeopathic Repertory Software (Preferably multiuser)	5	5
1.9.	X- Ray View Box	01	1
1.10.	Poster presentations on Dissertations	Dissertations of last three academic years	17
1.11.	Audio visual and internet facility		Available
1.12.	Two Cupboards for storage of departments books with list		Available
1.13.	E-Library subscription for each students		Available

2.	List of Charts or Electronic Display	
Sr. No	Items	Available
2.1.	Evolution of Repertories;	5
2.2.	Repertorial approaches- J.T.Kent;	1
2.3.	Repertorial approaches -C.Von.Boenninghausen;	1
2.4.	Repertorial approaches –C.M.Boger;	1
2.5.	Concept of Key note Symptoms;	1
2.6.	Non reportorial approach – Structurisation;	1
2.7.	Card Repertories;	3
2.8.	Repertorial syndrome and Potential differential field;	1
2.9.	Meaning of Rubric and Sub Rubric;	1
2.10.	General concepts of Repertorisation;	1
2.11.	Repertory and Repertorisation;	2
2.12.	Regional Repertories;	1
2.13.	Computer Software;	1
2.14.	Case- Taking and Repertory;	1
2.15.	Analysis and Evaluation of Symptoms;	1
2.16.	Classification of repertory.	1
3.	Details of Teaching Faculty	
	Teaching Staff	
Sr. No	Designation	Name Of Faculty
	Professor	Dr. Nikunj Jani
	Associate Professor	Dr. Madhavi Tamboli
	Assistant Professor	Dr. Chetana Sakpal Dr. Devey Parit
	Non-Technical Staff	
	Attendant or Assistant	Mr. Jayendra Sutar





DR. M. L. DHAWALE MEMORIAL
HOMOEOPATHIC INSTITUTE


Opp. S.T. Workshop, Palghar-Boisar Road, Palghar 401 404. • Tel : 02525-256932/33 • Fax : 02525-257019
(Recognized by the National Commission for Homoeopathy, New Delhi and
Maharashtra University of Health Sciences, Nashik)

PRINCIPAL
DR. BIPIN S. JAIN
M.D. (Hom.), MBA (Ed. Mgt.)

(Annexure V)

DEPARTMENT OF HOMOEOPATHIC PAEDIATRICS			
Space for Post Graduate students, discussion rooms, Post Graduate Teaching faculty room and Departmental Library -90 sq. mtr.			
Details of items of Equipment etc available as per MES Regulations			
1.	Equipments and Materials shall be as per the Table given below:-		
Sr. No	Equipments	Required	Available
1.1.	Desktop or Laptop	2	2
1.2.	LCD Projector	01	01
1.3.	Round or Center table (for good seating Arrangements)	01	01
1.4.	Chairs	20	20
1.5.	Notice board	01	01
1.6.	External hard disc	01	01
1.7.	Charts or Electronic Display	13	13
1.8.	Medical instruments and equipment for clinical training in pediatrics	As per requirement	Available
1.9.	X -Ray View Box	01	01
1.10.	Books	5 sets	Available
1.11.	Poster presentations on Dissertations	Dissertations of last three academic years	Available
1.12.	Audio visual and internet facility		Available
1.13.	Two Cupboards for storage of departments books with list		Available
1.14.	E-Library subscription for each students		Available
2.	List of Charts or Electronic Displays		
Sr. No	Items	Available	Verified
2.1.	Models		
	Breast model;		Available
	Nutrition model;		Available
	Developmental model;		Available
	Training mannequins or dummies;		Available
	Mannequins or dummies for training - Cardiopulmonary resuscitation, Intravenous cannula insertion.		Available
2.2.	Charts or Electronic Display		

Sr. No	Items	Available
	Common deficiency Charts or Electronic Display – macro and micronutrients – protein energy malnutrition, obesity, rickets, scurvy;	Available
	Complementary feeding chart;	Available
	Common congenital anomalies chart with images;	Available
	Pedigree chart ;	Available
	World Health Organisation growth Charts or Electronic Display;	Available
	Appearance, Pulse, Grimace, activity, and respiration score;	Available
	Grades of dehydration;	Available
	Grades of dyspnea;	Available
	Electrolyte imbalance;	Available
	Common anthropometry formulae in Pediatrics;	Available
	Common constitutional remedy pictures of children with indications of any three;	Available
	Common disease conditions in children with images – measles, chicken pox, mumps, worm infestation, diarrheal diseases, etc. with Homoeopathic therapeutics of two;	Available
	Two clinical conditions with detail clinicopathological representation and evolution.	Available
3.	Details of Teaching Faculty	
	Teaching Staff	
Sr. No	Designation	Name of faculty
	Professor	Dr. Omkar Anavkar
	Associate Professor	Dr. Nikita Mehta
	Assistant Professor	Dr. Sonali Mandal
	Non Technical Staff	
	Attendant or Assistant	Mr. Sagar Dhekale





DR. M. L. DHAWALE MEMORIAL
HOMOEOPATHIC INSTITUTE

Opp. S.T. Workshop, Palghar-Boisar Road, Palghar 401 404. • Tel : 02525-256932/33 • Fax : 02525-257019
(Recognized by the National Commission for Homoeopathy, New Delhi and
Maharashtra University of Health Sciences, Nashik)


PRINCIPAL
DR. BIPIN S. JAIN
M.D. (Hom.), MBA (Ed. Mgt.)

(Annexure V)

DEPARTMENT OF HOMOEOPATHIC PSYCHIATRY			
Space for Post Graduate students, discussion rooms, Post Graduate Teaching faculty room and Departmental Library -90 sq. mtr.			
Details of items of Equipment etc available as per MES(MES) Regulations			
1.	Equipments and Materials shall be as per the Table given below: -		
Sr. No	Equipments	Required	Available
1.1.	Desktop or Laptop	2	2
1.2.	LCD Projector	01	1
1.3.	Round or Center table (for good seating arrangements)	01	1
1.4.	Chairs	20	20
1.5.	Notice board	01	1
1.6.	External hard disc	01	1
1.7.	Charts or Electronic Display	15	17
1.8.	X-Ray View Box	01	1
1.9.	Psychometric assessment tool		
a.	Tests for intelligence- WISC		Available
b.	Tests for social quotient – VSMS		Available
c.	Objective personality tests		
	MCFI		Available
	MMPI		Available
d.	Projective test		
	Rorschach test		Available
	TAT		Available
	CAT		Available
e.	Rating scales: The types and their uses		Available
f.	Books	5 sets	Available
g.	Poster presentations on Dissertations	Dissertations of last three academic years	Available
1.10.	Audio visual and internet facility		Available
1.11.	Two Cupboards for storage of departments books with list		Available
1.12.	E-Library subscription for each students		Available

2. Charts or Electronic Display		
Sr. No	Items	Available
2.1.	Brain structure and its function;	Available
2.2.	Models of mental health;	Available
2.3.	Sullivan's theory of interpersonal relationships;	Available
2.4.	Chart displaying the Hahnemannian classification of mental diseases;	Available
2.5.	Modern classification of mental illness;	Available
2.6.	Cluster classification of personality disorders;	Available
2.7.	Various psychometric tests for discussion and learning related to cognitive, emotional or personality evaluations;	Available
2.8.	Mental Status Examination;	Available
2.9.	Mini Mental Status Examination;	Available
2.10.	CCA (Cognition Conation and Affect);	Available
2.11.	Classification and expressions of anxiety disorders;	Available
2.12.	Psychosexual and psycho-social development (comparison);	Available
2.13.	Child psychiatry clinical conditions;	Available
2.14.	Affective disorders and their classification;	Available
2.15.	Schizophrenia spectrum disorders;	Available
2.16.	Model (any two) -	
	Maslow's model;	Available
	Ericksons psychosocial model;	Available
	Jean piagets theory of cognitive development.	Available

Details of Teaching Faculty		
Sr. No	Name of Faculty	Designation
1.	Dr Sunita Nikumbh	Professor and HoD
2.	Dr Rajesh Yadav	Associate Professor
3.	Dr Tanvir Sheikh	Assistant Professor
Non Technical Staff		
	Attendant or Assistant	Mr. Uday Pednekar





DR. M. L. DHAWALE MEMORIAL
HOMOEOPATHIC INSTITUTE

Opp. S.T. Workshop, Palghar-Boisar Road, Palghar 401 404. • Tel : 02525-256932/33 • Fax : 02525-257019
(Recognized by the National Commission for Homocopathy, New Delhi and
Maharashtra University of Health Sciences, Nashik)

PRINCIPAL
DR. BIPIN S. JAIN
M.D. (Hom.), MBA (Ed. Mgt.)

(Annexure V)

DEPARTMENT OF YOGA FOR HEALTH PROMOTION			
Space for Yoga instructor, supporting staff and equipment-40 sq. mtr.			
Details of items of Equipment etc available as per MES Regulations			
1. Equipment required in Department of Yoga for Health Promotion			
S. No	Items	Required	Available
1.1.	Weighing machine	1	Available
1.2.	Height chart	1	Available
1.3.	Blood pressure instrument	1	Available
1.4.	Stethoscope	1	Available
1.5.	Torch	1	Available
1.6.	Hammer	1	Available
1.7.	Patient record register	1	Available
1.8.	Case taking Performa	as required	Available
1.9.	Diet chart pad	as required	Available
1.10.	Yoga mat	35	Available
1.11.	Yoga stretching belt	10	Available
1.12.	Yoga exercise ball	05	Available
1.13.	Belly twister	02	Available
1.14.	Fitness cycle	01	Available
1.15.	Palm ball	05	Available
2. Details of Teaching Faculty			
	Designation	Required	Name of faculty
	Yoga Instructor	02 (1Male & 1 Female)	Dr. Aniket Patkar Dr. Vijisha Pillai
	Multi-tasking staff	01	Mr. Muzibulla Sayyed





DR. M. L. DHAWALE MEMORIAL
HOMOEOPATHIC INSTITUTE

Opp. S.T. Workshop, Palghar-Boisar Road, Palghar 401 404. • Tel : 02525-256932/33 • Fax : 02525-257019

(Recognized by the National Commission for Homoeopathy, New Delhi and
Maharashtra University of Health Sciences, Nashik)

PRINCIPAL
DR. BIPIN S. JAIN
M.D. (Hom.), MBA (Ed. Mgt.)

(Annexure V)

UNITS: - MEDICAL EDUCATION TECHNOLOGY UNIT (METU)

List of equipment required in Medical Education Technology Unit (See sub-clause C.(2.) of sub-regulation C of Schedule-I of regulation 5) Space for teachers and supporting staff- 40 sq.mt.			
Functions of the department shall, inter alia, be as follows, namely: -			
Curriculum planning and implementation of Competency Based Dynamic Curriculum as directed by the Commission;		Yes	
Evaluation of teaching and training programme;		Yes	
Conduct workshop for faculty in areas of medical education technology;		Yes	
Conducting research in Medical Education.		Yes	
S.No.	Medical Education Technology Unit (METU)	Quantity	Available
1.	Smart board	1	Available
2.	Computer with latest configuration	2	Available
3.	Round tables	2	Available
4.	Chairs	10	Available
5.	Printer and scanner	1 each	Available
6.	Overhead projectors	1	Available
7.	Books and journals on Medical Education Technology -: Physical and soft copy procured online	10 copies	Available
8.	Stationary	As required	Available

