

Dr.M.L.Dhawale Memorial Homoeopathic Institute, Palghar

PROGRAMME FOR ORIENTATION TRAINING IN BEDSIDE CLINICAL EXAMINATION

Duration: 3 months

Trainers: Dr.Sonam, Dr. Namrata

Trainees: Medicine Batch of 21-25

Schedule: 3 sessions of 1 hour on Monday, Thursday and Friday (From 1 to 2 pm)

References:

- 1) Clinical Methods: Hutchison & Hunter (H)
- 2) Symptoms & Signs in Clinical Medicine: Chamberlain (C)
- 3) PJ Mehta clinical examination
- 4) A manual on clinical surgery by S. Das
- 5) Macleod's clinical examination
- 6) Maheshwari (ortho)
- 7) B D chaurasia anatomy
- 8) Guyton (Physiology)

Objectives:

- 1) To understand the importance of anatomy and physiology and applying the same for better clinical understanding
- 2) To acquire and implement basic communication skills while interrogating with the patient during clinical assessment
- 3) To be able to take proper clinical evolution, so as to understand the disease and to be able to reach to set of differential diagnosis
- 4) To be able to assess and acquire basic examination skills through the available clinical history and to be able to investigate further in order to reach to a final diagnosis.



- 5) To correlate the clinical finding with the examination findings and understanding the underlying pathology taking place in a particular system
- 6) To be able to assess the necessary measures that should be taken in management of cases (IPD) and its further prognosis.

IPD: includes 3 domain

1] IPD functioning 2] Team work 3] Self learning

1] IPD Functioning	Responsible Authority for training
<p>Students shall be able to get adapted/Oriented to IPD Setup or IPD Culture.</p> <p>2. Following time table strictly – joining in time</p> <p>Receiving over → attending rounds of consultants and Medical officers</p> <p>Take rounds of Patient → trace the reports and come to clinical diagnosis and have a grasp over health of patient → Inform rounds to consultant → Act as per need and note changes in terms of order</p> <p>→ Adjusting with team members and proper communication amongst the on call team → Writing the over book</p>	<p>Medical Officer Senior Residents</p>

2] Team Work	Responsible Authority
<p>Includes Proper Communication amongst team members regarding health status of patient and over.</p> <p>Proper Documentation</p> <p>Healthy junior-Senior work place culture</p>	<p>Team members themselves and senior Residents</p> <p>Medical officer</p>




3] Learning in IPD	Responsible Authority
<p>Basic Procedures: Taking TPR, BP, Look for Palour,icterus,cyanosis,clubbing,odema</p> <p>Systemic Examination: RS CVS CNS P/A</p> <p>Local Examination</p> <p>Basic Investigation: Doing hgt,ecg,urine ketone,trop T,ABG etc Primary management of patient Settling of vitals Keen monitoring Timely reporting Shifting to ICU, Higher Centres</p> <p>Homoeopathic history taking quick,precise,keen and timely reporting to respective consultant...making sure medicines are released as soon as possible</p>	<p>Can be taken by Medical Officer/Faculty of medicine department through series of planned clinical bedside sessions(starting from general observation, history taking, General and systemic investigation) possibly on Monday, Thursday and Friday.</p> <p>Can be dealt in session if case is so while discussion (Reference book-P.J.Mehta and Hutchinson)</p> <p>Through case based discussion in SCR,Departmental sessions (requires knowledge of technicalities through operational manual)</p>

OPD Learning:

3 month training Programme: Medicine faculty is responsible for handling following OPDs:


Gynec /obs department (Dr. Harshala and D. Shama) General (Dr, Shama, Dr. Harshala,Dr. Sonam,) Screening (Dr. Namrata) Nephrology/Dialysis Department (Dr. Namrata)



Direct observation and one to one training is possible

Nephrology Department headed by Dr. Kapse has already devised the teaching module (consisting of 12 sessions covering entire nephrology syllabus) for Posted students which is starting from next week.

1 st month	Student could be sent as observer in first few cases and asked to maintain transactional record and solve cases in rough SCR. Take follow ups and present them to consultant with proper understanding and clinical checkup Maintaining the follow up record book	Can be supervised by responsible consultant of the day Direct demonstration of particular test or observation can be taught
2 nd month	All above + students can be sent as PP in case as by that time they will be properly oriented with case taking Taking clinical decision	Submission of working within a week's time with discussion of case before patient's arrival is expected Knowledge's through departmental case based sessions, SCR and integrated session can be applied by students
3 rd Month	All above + Taking clinical decision and development of clinical thinking pattern with proper clinical judgement	



TOPICS TO BE COVERED

1) GENERAL: Physical examination.....3 sessions

Built & Body Proportions HT/WT

- a) Cyanosis
- b) Edema
- c) Jaundice
- d) Pallor
- e) Lymphadenopathy
- f) Temperature- Thermometers
- g) Pulse
- h) BP- Sphygomanometer
- i) JVP
- j) Needles & Syringes & IV Fluids/Electrolytes

Skin & Mucus Membranes & Appendages


- a) Complexion & Texture
- b) Discolorations
- c) Growths
- d) Nails
- e) Hair

Ear/Nose /Throat

- a) Anatomy (Basic)
 - b) Inspection
 - c) Examination of Structures / Parts
 - d) Methods of Special Examination
- Instruments-Tongue depressor, Scopes: Oto; rhino: Laryngo

2) RESPIRATORY SYSTEM.....3 session

- a) Anatomy & Physiology
- b) Inspection
- c) Respiration
- d) Palpation
- e) Percussion
- f) Auscultation



g) Lab Investigations: Sputum, X-ray, HRCT, blood investigation etc

3) CIRCULATORY SYSTEM.....3 sessions

- a) Anatomy & Physiology
- b) Inspection
- c) Palpation
- d) Percussion
- e) Auscultation
- f) Heart sounds and murmurs
- g) Lab Investigation: X ray, ECG, Echo, Stress test

4) ALIMENTARY SYSTEM & ABDOMEN.....3 sessions

- a) Anatomy & Physiology
- b) Inspection
- c) Palpation
- d) Percussion
- e) Auscultation
- f) Lab Investigation: X ray, USG, Barium, Stools, Endoscopies
Tubes: Flatus Stomach: Ryle's tube, Proctoscope

5) NERVOUS SYSTEM.....3 sessions

- a) Anatomy & Physiology
- b) Intellectual / External Functions (Higher)
- c) Cranial Nerves
- d) Motor Functions
- e) Sensory Functions
- f) Reflexes
- g) Trophic Functions
- h) Special Lab Investigation: EEG, MRA, CSF analysis

6) LOCOMOTOR SYSTEM & JOINTS.....3 sessions

- a) BONES: Normal Growth; Abnormal Growths; Fractures.
- b) JOINTS: Inspection; Palpation; Movements



- c) GAIT: Types
 d) Special Investigations: x ray, bone scan,

Schedule of Bedside clinical examination:

Sr. No	Date	Topic	Tutor	Pre Session Assignments
1	17/05/22 23/05/22 26/05/22	IPD Ethics OPD Ethics Casualty Ethics Functioning	Dr. Namrata	-
2	27/05/22			Reading General Examination from PJ Mehta and Hutchison's
3	2/06/22	General Examination of Patient <ul style="list-style-type: none"> ▪ Built and body proportions ▪ Nutrition ▪ Posture and Gait ▪ Speech and Interaction ▪ Physique and Nutrition ▪ Temperature ▪ Pulse ▪ BP 	Dr. Namrata	



		<ul style="list-style-type: none"> ▪ RR <p>Skin, hair and Nails</p>		
2		<p>Examination General</p> <ul style="list-style-type: none"> ▪ Pallor ▪ Icterus ▪ Clubbing ▪ oedema ▪ Cyanosis ▪ Lymphadenopathy 	Dr. Namrata	
2	3/06/22	<ul style="list-style-type: none"> ▪ Decubitus ▪ Thickened Nerves ▪ Vertebral coloumn ▪ JVP ▪ Joints ▪ Distended Veins ▪ Neck 	Dr. Sonam	Prior Reading of RS Examination
3	6/05/22	<p>RS</p> <ul style="list-style-type: none"> ▪ Cardinal Features ▪ History taking ▪ inspection ▪ Palpation 	Dr. Namrata	
4	9/06/22	<p>RS</p> <ul style="list-style-type: none"> ▪ Percussion ▪ Auscultation 	Dr. Namrata	
5	10/06/22	<p>Investigation</p> <ul style="list-style-type: none"> ▪ Xray chest-how to read ▪ Sputum examination ▪ PFT ▪ ABG ▪ Short Demo of RS 	Dr. Sonam	Prior Reading of CVS Examination

		Examination on Patient		
6	13/06/22	CVS- <ul style="list-style-type: none"> ▪ Cardinal Features ▪ Peripheral Examination: ▪ Central Examination: ▪ Inspection ▪ Palpation 	Dr. Namrata	
	16/06/22	CVS- <ul style="list-style-type: none"> ▪ Percussion ▪ Auscultation 		
	17/06/22	CVS-Investigations <ul style="list-style-type: none"> ▪ ECG ▪ X-ray ▪ PTCA ▪ Angioplasty ▪ Examination of CVS on patient 		Reaing Assingment of GIT
	20/06/22	GIT- <ul style="list-style-type: none"> ▪ Cardinal Manifestation ▪ General Manifestation ▪ Inspection ▪ Palpation 		
	23/06/22	GIT- <ul style="list-style-type: none"> ▪ Percussion ▪ Auscultation 		

	24/06/22	GIT- <ul style="list-style-type: none"> ▪ Rectal Examination ▪ Proctoscopy ▪ Ryle's Tube ▪ Ascitic tapping- Procedure ▪ Reading of x-rays of Abdomen ▪ Examination of GIT on Patient 		Reading Assignment of CNS
10	27/06/22	CNS- <ul style="list-style-type: none"> ▪ Neurological History- assessment of higher functions ▪ Superficial and deep reflexes 	Dr. Namrata	
11	30/06/22	<ul style="list-style-type: none"> ▪ Examination of Cranial Nerves 	Dr. Namrata	
12	1/07/22	<ul style="list-style-type: none"> ▪ Assessment of muscle power ▪ Tone ▪ Ataxia ▪ Sensory symptoms ▪ Meningial signs ▪ Examination of CNS on Patient 	Dr. Sonam	Reading assignment of MSS
13	4/07/2022	<ul style="list-style-type: none"> ▪ Locomotor History ▪ Examination of joints-Knee, elbow, 	Dr. Namrata	

		<ul style="list-style-type: none"> ▪ Shoulder 		
	07/07/22	<ul style="list-style-type: none"> ▪ Spinal examination ▪ Foot examination ▪ Hip examination 	Dr. Namrata	
	08/07/22	<ul style="list-style-type: none"> ▪ Investigations in Rheumatic Diseases ▪ Synovial Fluid Examination ▪ Radiological Examination 	Dr. Sonam	
	11/07/22 to 31/07/22 On Monday, Thursday, Friday	<ul style="list-style-type: none"> ▪ IPD Procedures are part of Skill Development ,common ones are listed below, if time permits and case is of that sought it can be taught with help of medical officers in IPD/Casualty/ICU 	Dr. Sonam Dr. Namrata	
	Anywhere between 2/8/22 to 20/8/22	OSCE	Dr Sonam Dr. Namrata	

General Precautions:

- a. Access to Recommended books to be available to all concerned.
- b. Prior Reading of Recommended Sections before session

- c. Session primarily used to demonstrate & polish the necessary skills & demonstrate the clinical implications.
- d. Carry the instruments during session
- e. Care to be taken not to go into theoretical discussions
- f. Practical skills test after each clinical Module

Evaluation:

Evaluation form to be submitted at the end of Orientation Training Programme at end of each fortnight by students and faculty

- Objectives of the Module -Stated/Achieved
- Learning Material-Comprehensiveness and Quality.
- Preparation Self/Guide
- Methodology followed and its relevance to the stated objectives
- Functional Evaluation of conduct of Participants, Self. Guide to facilitate, achieve the learning objectives.
- Difficulties experienced
- Suggestions

26	IPD procedures Tepid Sponging IM Inj IV Inj Subcutaneous Inj Nasogastric Intubation Endotracheal Intubation Giving O2 Nebulisation Suction Stomach wash Enema Catherisation Suturing	All the outlined IPD procedures demonstration and where possible personal practice under supervision	Per IPD batch	Hutchinson and books on surgical-ward procedures	All Registrars/ MO associated with the IPD on their days
----	---	--	---------------	--	--

Wound Dressing Pleural Tapping Cardiopulmonary Resuscitation Assisting Delivery Assisting in OT Adjusting Insulin Doses				
---	--	--	--	--



Dr. M. L. Dhawale Memorial Homoeopathic Institute, Palghar

Orientation Programme 2022

The Orientation program 2022 is designed to orient and sensitize the fresh entrants to acquire a working familiarity of basic clinical procedures and processes:

- a. Elementary principles of case taking in everyday situations-screening, casualty (emergency), chronic and acute
- b. Components of the SCR
- c. Ward procedures and systems
- d. Philosophical base of ICR
- e. Identifying learners with academic/communication/emotional difficulties

Objectives of the orientation programme:

The program will orient them to:

- 1) Sensitizing in receiving a patient in clinical setups
- 2) Demonstrating Importance and techniques of data recording
- 3) Orientation to different stages of recording and processing through SCR orientation.
- 4) Acquainting with the issues, discipline, team work and various processes in the IPD.
- 5) Introduction to the ICR approach and its founders


Methodology:

The following cares are to be exercised:

- Postings in the OPD, IPD
- SCR Training from function to structure
- Daily time table will have a
 - a. OPD 9am – 1 pm (To relieve students at 12:30pm if there is session in afternoon)
 - b. IPD rotational duties 6am to 1pm (twice a week) (To relieve students at 12:30pm if there is session in afternoon)
 - c. Orientation group discussion sessions as per time table below
- The consultant in charge of the day sees that each one gets an exposure and insight into the clinical work of their departments which impinge on the general objectives.
- No 'lectures' should be taken- rather a group discussion should be evolved through tapping their experiences and through patient simulation and problem based learning.
- Wherever SCR tools or concepts are dealt with, the training should occur from function to structure of the tools and not vice versa

Dr. M. L. Dhawale Memorial Homoeopathic Institute, Palghar Orientation Programme 2022

- MO/Lecturer should be guided by the faculty conducting the sessions as to the scope, coverage and methodology to be used to cover their topics.
- Some small assignments or reading to be given with suitable directives, care taken that a feeling of incompetency does not creep in.
- Evaluation of the nature of learning occurred should be the norm



Dr. M. L. Dhawale Memorial Homoeopathic Institute, Palghar
Orientation Programme 2022

The different modules which will focus on introduction to standardized approach

A. Receiving the Patient in the First Encounter

1. Receiving the patient
2. Understanding the purpose of patient's visit in the clinical setup.
3. Learning the processes in Clinical assessment.
4. Orientation for need of a written history form: the concept and correlation with the directions in Organon on chronic case taking (Apho 5, 94)

B. Understanding the Patient through Documents -

1. Learning the Process of analyzing the written document, clinical records of patients and formulating the clinical, personal and homoeopathic dimensions in a given case.
2. Learning how to plan a clinical interview for diagnosis of clinical state, patient as a person, and to plan remedial and ancillary therapeutic measures.
3. Developing insights in following the directives in Organon aphorisms on Case Taking (83-104) and case recording.

C. Analytical treatment (Classification and Evaluation) of Information received

1. Demonstrating importance of recording data in a suitable format which will enable the homoeopathic clinician to arrive at a clinical diagnosis and homoeopathic diagnosis as per Hahnemannian concept of disease.
2. Learning the application of knowledges of anatomy physiology, pathology in recording clinical data in evolution in a given case.
3. Utilizing the above knowledges in constructing Hahnemannian totality and selecting suitable approach.

D. Value inculcation and Life-long learning

1. Introduction to the concept of Lifelong learning and the necessary ingredients
2. Introduction to the Masters of Homoeopathy and ICR and how their life and living has shaped the values of the Science and the Institute
3. Demonstration of the importance of Professional values and ethics in the conduct of a Homoeopathic clinician and introduction to concept of Life Long learning

E. Familiarizing with the IPD procedures and systems

1. Acquainting the students with the systems prevalent in the wards
2. Introducing and familiarizing them to the different ward procedures (as given in How to Learn)
3. Teaching them communication skills and importance of team work in the wards

Dr. M. L. Dhawale Memorial Homoeopathic Institute, Palghar
Orientation Programme 2022

TIME TABLE FOR THE ORIENTATION SESSIONS MARCH-APRIL 2021

First one week: A. Receiving the Patient in the First Encounter, Assessment and Follow up

Sr.no.	Date	Time	Topic (One session each)	Guide	Consultant
1.	19-04-22 Tuesday	13:00 to 1430	Screening in OPD and taking the follow up (Inclusive of clinical assessment and guidance to write history form)	Dr. Harshala	Dr. Bhavik
2.	20-04-22 Wednesday	1000 to 1200	Screening in community and case receiving (Inclusive of clinical assessment)	Dr. Sujit	Dr. Goda
3.	21-04-22	13:00 to 1430	Orientation to mental state examination	Drs. Tanvir, Mansi	Dr. Sunita

Subsequent 2 weeks B. Understanding the Patient through Documents and Analytical treatment (Classification and Evaluation) of Information Received

The basic processes of the SCR-PD, PR, IP; Life space analysis, Symptom classification, CI, Totality, Repertorial approach, HMM differentiation will be **introduced** through a series of 3 sessions every Wednesday from 0930 to 1130 for 3 weeks-Resource persons: Mansi/Bhavik

Interspersed in first three weeks: C. Value inculcation and Life-long learning

Serial number	Date	Time	Topic	Guide
1.	22-04-22 & 29-04-22	1330 – 1530	Learning from the ICR Masters: MLD and Kapseji	DrsNamrata, Tanvir and Manoj Patel
2.	20-04-22	1200- 1400	Importance of Professional Values and Ethics in the life of a Homoeopath and introduction to concept of Lifelong learning in life of homoeopath	Drs. Harshala, Vivek, Devangini&Prashant Tamboli


D. SCR orientation:


Serial number	Date	Time	Topic	Guide
1.	To be finalized (2 or 3 sessions on Wednesday)	1100 to 1400	SCR orientation	Drs. Harshala/Bipin Jain and faculty

Dr. M. L. Dhawale Memorial Homoeopathic Institute, Palghar
Orientation Programme 2022

IPD orientation:

The sessions will be conducted on Monday, Wednesday, and Friday between 1530 to 1700 hrs.(Time table will be circulated by Dr. Naved/Dr. Prashant)







DR. M. L. DHAWALE MEMORIAL
HOMOEOPATHIC INSTITUTE

Opp. S.T. Workshop, Palghar-Boisar Road, Palghar 401 404. • Tel : 02525-256932/33 •
Fax : 02525-257019

(Recognized by the Central council of Homoeopathy, New Delhi and
Maharashtra University of Health Sciences, Nashik)

MD ORIENTATION PROGRAMME 2019-20

The Orientation program 2019-20 is designed to orient and sensitize the fresh entrants to acquire a working familiarity of basic clinical procedures and processes:

- Elementary principles of case taking in everyday situations-screening, casualty (emergency), chronic and acute
- Components of the Short SCR
- Ward procedures and systems
- Philosophical base of ICR
- Identifying learners with academic/communication/emotional difficulties

Objectives of the orientation programme:


The program will orient them to:

- Sensitizing in receiving a patient in clinical setups
- Demonstrating Importance and techniques of data recording
- Orientation to different stages of recording through mini SCR.
- Acquainting with the issues, discipline, team work and various processes in the IPD.
- Introduction to the ICR approach and its founders

The different modules:

A. Receiving the Patient in the First Encounter

- Receiving the patient
- Understanding the purpose of patient's visit in the clinical setup.
- Learning the processes in Clinical assessment.
- Orientation for need of a written history form: the concept and correlation with the directions in Organon on chronic case taking (Apho 5, 94)



B. Understanding the Patient through Documents -

1. Learning the Process of analyzing the written document, clinical records of patients and formulating the clinical, personal and homoeopathic dimensions in a given case.
2. Learning how to plan a clinical interview for diagnosis of clinical state, patient as a person, and to plan remedial and ancillary therapeutic measures.
3. Developing insights in following the directives in Organon aphorisms on Case Taking (83-104) and case recording .
4. Experiencing the Hahnemannian concepts of medical observer and unprejudiced observer (apho 6) by role playing.

C. Analytical treatment (Classification and Evaluation) of Information received

1. Demonstrating importance of recording data in a suitable format which will enable the homoeopathic clinician to arrive at a clinical diagnosis and homoeopathic diagnosis as per Hahnemannian concept of disease.
2. Learning the application of knowledges of anatomy physiology, pathology in recording clinical data in evolution in a given case.

D. Value inculcation and Life-long learning

1. Introduction to the concept of Lifelong learning and the necessary ingredients
2. Introduction to the Masters of Homoeopathy and ICR and how their life and living has shaped the values of the Science and the Institute
3. Demonstration of the importance of Professional values and ethics in the conduct of a Homoeopathic clinician
4. Course on developing critical thinking


E. Familiarizing with the IPD procedures and systems

1. Acquainting the students with the systems prevalent in the wards
2. Introducing and familiarizing them to the different ward procedures (as given in How to Learn)
3. Teaching them communication skills and importance of team work in the wards

TIME TABLE FOR THE ORIENTATION SESSIONS NOV 2019- MARCH 2020

First one week: A. Receiving the Patient in the First Encounter, Assessment and Follow up


Sr.no.	Date	Time	Topic (One session each)	Guide	Consultant
1.	18-11-19	1700-1900	IPD Overview, introduction to SOP, Introducing hospital staff	Dr. Jitesh	Dr. Prashant



2.	19-11-19 Tuesday	1700-1900	Screening in OPD and taking the follow up (Inclusive of clinical assessment and guidance to write history form)	Dr. Vivek	Dr. Bhavik
3.	20-11-19 Wednesday	1700-1900	Presentations of students – Experience in community	Dr. Sujit	Dr. Goda/Dr. Sayyad
4.	21-11-19 Thursday	1700-1900	Screening, taking rounds and monitoring patients in IPD (inclusive of clinical assessment)	Dr. Harshala	Dr. Prashant
5.	22-11-18 Friday	1700-1900	Concept of Structure-Form-Function and clinic-pathological correlation	Dr. Vivek	Dr. Shama Rao
6.	22-11-18 Saturday	1700-1900	Screening in casualty (Inclusive of clinical assessment)	Dr. Jitesh	Dr. Prashant

Subsequent 2 weeks B. Understanding the Patient through Documents and C. Analytical treatment (Classification and Evaluation) of Information Received

Serial number	Date/Day	Time	Topic	Guide	Consultant
1.	25-11-19 Monday	1700-1900	a. Analysis of written document and streamlining the thinking process and bringing out the possibilities b. Disciplining the mind through PD, PR, IP Part-1	DrSachin	Dr ARK
2.	26-11-19 Tuesday	1700-1900	Understanding concept of Mind: mental symptom, state and disposition. Understanding of qualified mental symptom.	Dr. Sunita	Dr. KMD
3.	27-11-19 Wednesday	1700-1900	Screening in community and case receiving (Inclusive of clinical assessment)	Dr. Sujit	Dr. Goda/Dr. Sayyad
4.	28-11-19 Thursday	1700-1900	Understanding the basic format of the Short SCR	Dr. Harshala	Dr. ARK
5.	Monday 2-12-19	1700-1900	a. Analysis of written document and streamlining the thinking process and bringing out the possibilities b. Disciplining the mind through PD, PR, IP Part-2	DrSachin	Dr ARK
6.	Tuesday 3-12-19	0800 – 0930	Learning from the Masters of Homoeopathy: Hahnemann, Boenninghausen, Kent, Boger, Stuart Close	Dr. Mansi	Dr. MKP



7.	Tuesday 3-12-19	1700- 1900	Appreciating Life Space and deriving the mental state through analysis of the Life Space table	Dr. Sunita	Dr. KMD
8.	5-12-19 Thursday	1700- 1900	Symptom classification and evaluation (all the symptoms) and the Conceptual Image	Dr. Nikunj	Dr. ARK

Interspersed in first three week (4 sessions): D. Value inculcation and Life-long learning

Serial number	Date	Time	Topic	Guide
1.	22-11-19 Friday	1000 – 1200	Learning from the ICR Masters: LDD, MLD and Kapseji	MKP
2.	22-11-19 Friday	1200- 1330	English Pre-test	
3.	29-11-19 Friday	1000- 1200	Importance of Professional Values and Ethics in the life of a Homoeopath	AMN
4.	29-11-19 Friday	1200- 1330	Lifelong learning in the life of a Homoeopath	PPT


Time table for every Friday from 06/12/2019 for 3 months

Time	Topic	Guide/Supervisor
0800-0930	Developing critical thinking	Dr. Kumar Dhawale
1000-1330	Course on English Language	Dr. Madhavi Tamboli/Dr. R. M. Belsare
1500-1730	Research session	Dr. Devangini/Dr. Prashant Tamboli

 PRINCIPAL

DR. BIPIN S. JAIN

M.D. (Hom.), MBA (Ed. Mgt.)



MD ORIENTATION PROGRAMME 2018-19

The Orientation program 2018-19 is designed to orient and sensitize the fresh entrants to acquire a working familiarity of basic clinical procedures and processes:

- a. Elementary principles of case taking in everyday situations-screening, casualty (emergency), chronic and acute
- b. Components of the Short SCR
- c. Ward procedures and systems
- d. Philosophical base of ICR

This program will commence on 11th December 2018 and continue for 3 weeks till 30th December 2018.

Objectives of the orientation programme:

The program will orient them to:

- 1) Sensitizing in receiving a patient in clinical setups
- 2) Demonstrating Importance and techniques of data recording
- 3) Orientation to different stages of recording through mini SCR.
- 4) Making them comfortable in working in the IPD set up
- 5) Introduction to the ICR approach and its founders

Methodology:

The following cares are to be exercised:

- Postings in the OPD, IPD
- SCR Training
- Daily time table will have a
 - a. Evening sessions (2/week) from 5-7 pm and in-charge training teams to be decided by the consultant/lecturer/medical officer
 - b. OPD 10 – 4 pm IPD-on call 8 hours twice a week
- The consultant in charge of the day sees that each one gets an exposure and insight into the clinical work of their departments which impinge on the general objectives.
- No 'lectures' should be taken- rather a group discussion should be evolved through tapping their experiences and through patient simulation.
- Lecturer should be guided by the faculty conducting the sessions as to the scope, coverage and methodology to be used to cover their topics.
- Some small assignments or reading to be given with suitable directives, care taken that a feeling of incompetency does not creep in.
- Evaluation of what the learning has occurred should be the norm



The different modules:

A. Receiving the Patient in the First Encounter

1. Receiving the patient
2. Understanding the purpose of patient's visit in the clinical setup.
3. Learning the processes in Clinical assessment.
4. Orientation for need of a written history form: the concept and correlation with the directions in Organon on chronic case taking (Apho 5, 94)

B. Understanding the Patient through Documents -

1. Learning the Process of analyzing the written document, clinical records of patients and formulating the clinical, personal and homoeopathic dimensions in a given case.
2. Learning how to plan a clinical interview for diagnosis of clinical state, patient as a person, and to plan remedial and ancillary therapeutic measures.
3. Developing insights in following the directives in Organon aphorisms on Case Taking (83-104) and case recording .
4. Experiencing the Hahnemannian concepts of medical observer and unprejudiced observer (apho 6) by role playing

C. Analytical treatment (Classification and Evaluation) of Information Received

1. Demonstrating importance of recording data in suitable format which will enable the homoeopathic clinician to arrive at clinical diagnosis and homoeopathic diagnosis as per Hahnemannian concept of disease.
2. Learning the application of knowledges of anatomy physiology, pathology in recording clinical data in evolution in a given case.

D. Value inculcation and Life-long learning

1. Introduction to the concept of Lifelong learning and the necessary ingredients
2. Introduction to the Masters of Homoeopathy and ICR and how their life and living has shaped the values of the Science and the Institute
3. Demonstration of the importance of Professional values and ethics in the conduct of a Homoeopathic clinician

E. Familiarizing with the IPD procedures and systems

1. Acquainting the students with the systems prevalent in the wards
2. Introducing and familiarizing them to the different ward procedures (as given in How to Learn)
3. Teaching them communication skills and importance of team work in the wards



TIME TABLE FOR THE ORIENTATION SESSIONS DEC 2018- March 2019

First one week: A. Receiving the Patient in the First Encounter

Serial number	Topic (One session each)	Guide		Date
1.	Screening in OPD (Inclusive of clinical assessment and guidance to write history form)	Dr. Vivek	Pertinent issues in OPD	12-12-18
2.	Screening in IPD (Inclusive of clinical assessment)	Dr. Rajesh	Pertinent issues of IPD	13-12-18
3.	Screening in Casualty (Inclusive of clinical assessment)	Dr. Nazia	Pertinent issues in Casualty	14-12-18
4.	Case receiving in homoeopathic practice. TRANSACTIONAL ANALYSIS and CSEF and its role in understanding one's prejudices	Senior Psych students	One session	15-12-18
5.	Screening in community (Inclusive of clinical assessment)	Dr. Sujit	Pertinent issues of community	16-12-18

Subsequent one weeks (1 session): B. Understanding the Patient through Documents -

Serial number	Topic	Guide		
1	a. Analysis of written document and streamlining the thinking process and bringing out the possibilities b. Disciplining the mind through PD, PR, IP	Dr Sachin	Two sessions	Monday 18-12-18

One Weeks: C. Analytical treatment (Classification and Evaluation) of Information Received

1	Understanding the basic format of the Short SCR	Dr. Vivek	22-12-18
2	Understanding concept of Mind: mental symptom, state and disposition. Understanding of qualified mental symptom.	Dr Sunita	26-12-18

3	Appreciating Life Space and deriving the above through analysis of the Lifer Space table	Dr. Sunita	29 -12-18
4	Concept of Structure-form function and clinic-pathological correlation	Dr. Vivek	27-12-18
5	Symptom classification and evaluation (all the symptoms) and the Conceptual Image	Dr. Nikunj	30-12-18

NOTE : RESEARCH METHODOLOGY SESSION WILL BE CONDUCTED ON EVERY FRIDAY BETWEEN 3PM-5PM.

Interspersed in first three week (4 sessions): D. Value inculcation and Life-long learning

Serial number	Topic	Guide	Time	
1	Learning from the Masters of Homoeopathy: Hahnemann, Boenninghausen, Kent, Boger, Stuart Close	MKP	8-10 am	12-12-18
3	Lifelong learning in the life of a Homoeopath	PPT	8-10 am	18-12-18
2	Learning from the ICR Masters: LDD, MLD and Kapseji	NLT & KMD	3-5pm	20-12-18
4	Importance of Professional Values and Ethics in the life of a Homoeopath	AMN	8-10 am	30-12-18

Points to be taken into consideration while perusing the above:

1. Students be allowed to express themselves without judgment of right or wrong and demonstrated the applicability of these concepts practically through cases.
2. the IPD procedures will be demonstrated and the students will witness those processes during their duties in the IPD. The medical officer will see to it that all students are demonstrated the same. Each student should have the list of the procedures and the MO will sign at each once that procedure is demonstrated. All procedures should be demonstrated over the period of three weeks.



PROGRAMME FOR ORIENTATION TRAINING IN CLINICAL EXAMINATION
MD part 1 2018-19

Duration: Subsequent 10 weeks

Trainers: MO, Senior students

Trainees: Group of 7-8. Total batches will be 4.

Schedule: Two session each for each system (we can have basic in classroom for all and skill demonstration in small group of 6-7) common session of two hours and half an hour each for skill for each group

References: 1: Clinical Methods: Hutchison & Hunter (H)

2: Symptoms & Signs in Clinical Medicine: Chamberlain (C)

TOPICS TO BE COVERED

1: Clinical approach to a Patient / Disease & Case Taking- Doctor Patient Relationship /Differential Diagnosis.....1 Sessions

2: General Physical Examination -Nutritional assessment
..... 1 sessions

Built & Body Proportions HT/WT

- a) Cyanosis
- b) Edema
- c) Jaundice
- d) Pallor
- e) Lymphadenopathy
- f) Temperature- Thermometers
- g) Pulse
- h) BP- Sphygomanometer
- i) JVP
- j) Needles & Syringes & IV Fluids/Electrolytes

Skin & Mucus Membranes & Appendages

- a) Complexion & Texture
- b) Discolorations
- c) Growths
- d) Nails
- e) Hair



Ear Nose Throat

- a) Anatomy (Basic)
- b) Inspection
- c) Examination of Structures / Parts
- d) Methods of Special Examination
Instruments-Tongue depressor Scopes: Oto; rhino: Laryngo

3 RESPIRATORY SYSTEM1 session

- a) Anatomy & Physiology
- b) Inspection
- c) Respiration
- d) Palpation
- e) Percussion
- f) Auscultation
- g) Lab Investigations: Sputum, X ray; LFT,

4: CIRCULATORY SYSTEM1 session


- a) Anatomy & Physiology
- b) Inspection
- c) Palpation
- d) Percussion
- e) Auscultation
- f) Lab Investigation: X ray, ECG, Echo, Stress

5: AILMENTARY SYSTEM & ABDOMEN1 session

- a) Anatomy & Physiology
- b) Inspection
- c) Palpation
- d) Percussion
- e) Auscultation
- f) Lab Investigation: X ray, USG, Barium, Stools, Endoscopies
Tubes: Flatus Stomach: Ryles Proctoscopes

6: NERVOUS SYSTEM1 sessions

- a) Anatomy & Physiology
- b) Intellectual / External Functions (Higher)
- c) Cranial Nerves



- d) Motor Functions
- e) Sensory Functions
- f) Reflexes
- g) Trophic Functions
- h) Special Lab Investigation

7: LOCOMOTOR SYSTEM & JOINTS 1 session

- a) BONES: Normal Growth; Abnormal Growths; Fractures.
- b) JOINTS: Inspection; Palpation; Movements
- c) GAIT: Types
- d) Special Investigations

8. GYNAECOLOGICAL and OBSTRETIC EXAMINATION 1 Session

- a) Catheters -Frey's- Malecot – Condom-Speculums

9. PAEDIATRIC1 session


10. PSYCHIATRIC Mini Mental Status Examination1 Sessions

Schedule of Bedside clinical examination in three batches :

Incharge - Dr Bhavik Parekh

All MOs to discuss their plan with Dr Bhavik Parekh.

Sr No	Week	Topic	Tutor
1	1st/6th – 1-18	History taking	Omkar
2	8 th /13 th -1-18	Clinical Examination General	Rajesh H
3	15 th /20 th -1-18	Respiratory	Ranjit
4	20 th /27 th -1-18	Circulatory system	Rajesh H
5	29 th Jan /3 rd -2-18	Alimentary system & abdomen	Ranjit
6	6 th /10 th -2-18	Nervous system	Omkar
7	12 th /17 th -2-18	Locomotors system & joints	Rajesh H
8	19 th /24 th -2-18	Gynaecological examination	Ranjit
9	26 th -2-17 /3rd-3-18	Paediatric examintaion	Omkar
10	5 th /10 th -3-18	Psychiatry Mental state examination	Rajesh/ Abhishek



General Precautions

- o Access to Recommended books to be available to all concerned.
- o Prior Reading of Recommended Sections before session
- o Session primarily used to demonstrate & polish the necessary skills & demonstrate the clinical implications.
- o Care to be taken not to go into theoretical discussions
- o MCQ to be followed at end of each section.
- o Practical skills test after each clinical session


Evaluation –


20 minutes -Written Test in MCQ / 2 liners - covering 10 essential facts/concepts after Clinical sessions and each section of training fortnight

Evaluation form to be submitted at the end of Orientation Training Programme at end of each fortnight by students and faculty

- Objectives of the Module -Stated/Achieved
- Learning Material-Comprehensiveness and Quality.
- Preparation Self/Guide
- Methodology followed and its relevance to the stated objectives
- Functional Evaluation of conduct of Participants, Self. Guide to facilitate, achieve the learning Objectives
- Difficulties experienced
- Suggestions

26	<p>IPD procedures</p> <p>Tepid Sponging IM Inj IV Inj Subcutaneous Inj Nasogastric Intubation Endotracheal Intubation Giving O2 Nebulisation Suction Stomach wash Enema Catherisation Suturing Wound Dressing Pleural Tapping Cardiopulmonary Resuscitation Photo – therapy Assisting Delivery Assisting in OT Adjusting Insulin Doses Receiving a new born</p>	<p>All the outlined IPD procedures demonstration and where possible personal practice under supervision</p>	<p>Per IPD batch</p>	<p>Hutchinson and books on surgical-ward procedures</p>	<p>All Registrars/ MO associated with the IPD on their days</p>
----	---	---	----------------------	---	---







DR. M. L. DHAWALE MEMORIAL
HOMOEOPATHIC INSTITUTE

Opp. S.T. Workshop, Palghar-Boisar Road, Palghar 401 404. • Tel : 02525-256932/33 •
Fax : 02525-257019

(Recognized by the Central council of Homoeopathy, New Delhi and
Maharashtra University of Health Sciences, Nashik)

MD ORIENTATION PROGRAMME 2017-18

The Orientation program 2017-18 is designed to orient and sensitize the fresh entrants to acquire a working familiarity of basic clinical procedures and processes:

- a. Elementary principles of case taking in everyday situations-screening, casualty (emergency), chronic and acute
- b. Components of the Short SCR
- c. Ward procedures and systems
- d. Philosophical base of ICR

This program will commence on 11th December 2017 and continue for 3 weeks till 30th December 2017.

Objectives of the orientation programme:

The program will orient them to:

- 1) Sensitizing in receiving a patient in clinical setups
- 2) Demonstrating Importance and techniques of data recording
- 3) Orientation to different stages of recording through mini SCR.
- 4) Making them comfortable in working in the IPD set up
- 5) Introduction to the ICR approach and its founders

Methodology:

The following cares are to be exercised:

- Postings in the OPD, IPD
- SCR Training
- Daily time table will have a
 - a. Evening sessions (2/week) from 5-7 pm and in-charge training teams to be decided by the consultant/lecturer/medical officer



- b. OPD 10 – 4 pm IPD-on call 8 hours twice a week
- The consultant in charge of the day sees that each one gets an exposure and insight into the clinical work of their departments which impinge on the general objectives.
- No 'lectures' should be taken- rather a group discussion should be evolved through tapping their experiences and through patient simulation.
- Lecturer should be guided by the faculty conducting the sessions as to the scope, coverage and methodology to be used to cover their topics.
- Some small assignments or reading to be given with suitable directives, care taken that a feeling of incompetency does not creep in.
- Evaluation of what the learning has occurred should be the norm

The different modules:

A. Receiving the Patient in the First Encounter

1. Receiving the patient
2. Understanding the purpose of patient's visit in the clinical setup.
3. Learning the processes in Clinical assessment.
4. Orientation for need of a written history form: the concept and correlation with the directions in Organon on chronic case taking (Apho 5, 94)

B. Understanding the Patient through Documents -

1. Learning the Process of analyzing the written document, clinical records of patients and formulating the clinical, personal and homoeopathic dimensions in a given case.
2. Learning how to plan a clinical interview for diagnosis of clinical state, patient as a person, and to plan remedial and ancillary therapeutic measures.
3. Developing insights in following the directives in Organon aphorisms on Case Taking (83-104) and case recording .
4. Experiencing the Hahnemannian concepts of medical observer and unprejudiced observer (apho 6) by role playing

C. Analytical treatment (Classification and Evaluation) of Information Received

1. Demonstrating importance of recording data in suitable format which will enable the homoeopathic clinician to arrive at clinical diagnosis and homoeopathic diagnosis as per Hahnemannian concept of disease.
2. Learning the application of knowledges of anatomy physiology, pathology in recording clinical data in evolution in a given case.

D. Value inculcation and Life-long learning

1. Introduction to the concept of Lifelong learning and the necessary ingredients
2. Introduction to the Masters of Homoeopathy and ICR and how their life and living has shaped the values of the Science and the Institute

3. Demonstration of the importance of Professional values and ethics in the conduct of a Homoeopathic clinician

E. Familiarizing with the IPD procedures and systems

1. Acquainting the students with the systems prevalent in the wards
2. Introducing and familiarizing them to the different ward procedures (as given in How to Learn)
3. Teaching them communication skills and importance of team work in the wards


TIME TABLE FOR THE ORIENTATION SESSIONS DEC 2017- March 2018

First one week: A. Receiving the Patient in the First Encounter

Serial number	Topic (One session each)	Guide		Date
1.	Screening in OPD (Inclusive of clinical assessment and guidance to write history form)	Dr. Vivek	Pertinent issues in OPD	12-12-17
2.	Screening in IPD (Inclusive of clinical assessment)	Dr. Ranjit	Pertinent issues of IPD	13-12-17
3.	Screening in Casualty (Inclusive of clinical assessment)	Dr. Nazia	Pertinent issues in Casualty	14-12-17
4.	Case receiving in homoeopathic practice. TRANSACTIONAL ANALYSIS and CSEF and its role in understanding one's prejudices	Senior Psych students	One session	15-12-17
5.	Screening in community (Inclusive of clinical assessment)	Dr. Sujit	Pertinent issues of community	16-12-17

Subsequent one weeks (1 session): B. Understanding the Patient through Documents

Serial number	Topic	Guide		



1	a. Analysis of written document and streamlining the thinking process and bringing out the possibilities b. Disciplining the mind through PD, PR, IP	Dr Sachin	Two sessions	Monday 18-12-17
---	---	-----------	--------------	--------------------

One Weeks: C. Analytical treatment (Classification and Evaluation) of Information Received

1	Understanding the basic format of the Short SCR	Dr. Vivek	22-12-17
2	Understanding concept of Mind: mental symptom, state and disposition. Understanding of qualified mental symptom.	Dr Sunita	26-12-17
3	Appreciating Life Space and deriving the above through analysis of the Lifer Space table	Dr. Sunita	29 -12-17
4	Concept of Structure-form function and clinic-pathological correlation	Dr. Vivek	27-12-17
5	Symptom classification and evaluation (all the symptoms) and the Conceptual Image	Dr. Nikunj	30-12-17

NOTE : RESEARCH METHODOLOGY SESSION WILL BE CONDUCTED ON EVERY FRIDAY BETWEEN 3PM-5PM.

Interspersed in first three week (4 sessions): D. Value inculcation and Life-long learning

Serial number	Topic	Guide	Time	
1	Learning from the Masters of Homoeopathy: Hahnemann, Boeninghausen, Kent, Boger, Stuart Close	MKP	8-10 am	12-12-17
3	Lifelong learning in the life of a Homoeopath	PPT	8-10 am	18-12-17
2	Learning from the ICR Masters: LDD, MLD and Kapseji	NLT & KMD	3-5pm	20-12-17
4	Importance of Professional Values and Ethics in the life of a	AMN	8-10 am	30-12-17

	Homoeopath			
--	------------	--	--	--

Points to be taken into consideration while perusing the above:

1. Students be allowed to express themselves without judgment of right or wrong and demonstrated the applicability of these concepts practically through cases.
2. the IPD procedures will be demonstrated and the students will witness those processes during their duties in the IPD. The medical officer will see to it that all students are demonstrated the same. Each student should have the list of the procedures and the MO will sign at each once that procedure is demonstrated. All procedures should be demonstrated over the period of three weeks.

PROGRAMME FOR ORIENTATION TRAINING IN CLINICAL EXAMINATION
MD part 1 2017-18

Duration: Subsequent 10 weeks

Trainers: MO, Senior students

Trainees: Group of 7-8. Total batches will be 4.

Schedule: Two session each for each system (we can have basic in classroom for all and skill demonstration in small group of 6-7) common session of two hours and half an hour each for skill for each group

References: 1: Clinical Methods: Hutchison & Hunter (H)

2: Symptoms & Signs in Clinical Medicine: Chamberlain (C)


TOPICS TO BE COVERED

1: Clinical approach to a Patient / Disease & Case Taking- Doctor Patient Relationship /Differential Diagnosis.....1 Sessions

2: General Physical Examination -Nutritional assessment
..... 1 sessions

Built & Body Proportions HT/WT

- a) Cyanosis
- b) Edema
- c) Jaundice
- d) Pallor
- e) Lymphadenopathy



- f) Temperature- Thermometers
- g) Pulse
- h) BP- Sphygomanometer
- i) JVP
- j) Needles & Syringes & IV Fluids/Electrolytes

Skin & Mucus Membranes & Appendages

- a) Complexion & Texture
- b) Discolorations
- c) Growths
- d) Nails
- e) Hair

Ear Nose Throat

- a) Anatomy (Basic)
- b) Inspection
- c) Examination of Structures / Parts
- d) Methods of Special Examination
Instruments-Tongue depressor Scopes: Oto; rhino: Laryngo

3 RESPIRATORY SYSTEM 1 session

- a) Anatomy & Physiology
- b) Inspection
- c) Respiration
- d) Palpation
- e) Percussion
- f) Auscultation
- g) Lab Investigations: Sputum, X ray; LFT,

4: CIRCULATORY SYSTEM 1 session

- a) Anatomy & Physiology
- b) Inspection
- c) Palpation
- d) Percussion
- e) Auscultation
- f) Lab Investigation: X ray, ECG, Echo, Stress

5: AILMENTARY SYSTEM & ABDOMEN1 session

- a) Anatomy & Physiology
- b) Inspection
- c) Palpation
- d) Percussion
- e) Auscultation
- f) Lab Investigation: X ray, USG, Barium, Stools, Endoscopies
Tubes: Flatus Stomach: Ryles Proctoscopes

6: NERVOUS SYSTEM1 sessions

- a) Anatomy & Physiology
- b) Intellectual / External Functions (Higher)
- c) Cranial Nerves
- d) Motor Functions
- e) Sensory Functions
- f) Reflexes
- g) Trophic Functions
- h) Special Lab Investigation

7: LOCOMOTOR SYSTEM & JOINTS 1 session

- a) BONES: Normal Growth; Abnormal Growths; Fractures.
- b) JOINTS: Inspection; Palpation; Movements
- c) GAIT: Types
- d) Special Investigations

8. GYNAECOLOGICAL and OBSTRETIC EXAMINATION 1 Session

- a) Catheters -Frey's- Malecot – Condom-Speculums

9. PAEDIATRIC1 session


10. PSYCHIATRIC Mini Mental Status Examination1 Sessions

Schedule of Bedside clinical examination in three batches :

Incharge - Dr Bhavik Parekh

All MOs to discuss their plan with Dr Bhavik Parekh.

Sr No	Week	Topic	Tutor



1	1st/6th – 1- 17	History taking	Omkar
2	8 th /13 th -1-17	Clinical Examination General	Rajesh H
3	15 th /20 th -1-17	Respiratory	Ranjit
4	20 th /27 th -1-17	Circulatory system	Rajesh H
5	29 th Jan /3 rd -2-17	Alimentary system & abdomen	Ranjit
6	6 th /10 th -2-17	Nervous system	Omkar
7	12 th /17 th -2-17	Locomotors system & joints	Rajesh H
8	19 th /24 th -2-17	Gynaecological examination	Ranjit
9	26 th -2-17 /3rd-3-17	Paediatric examintaion	Omkar
10	5 th /10 th -3-17	Psychiatry Mental state examination	Rajesh/ Abhishek

General Precautions

- Access to Recommended books to be available to all concerned.
- Prior Reading of Recommended Sections before session
- Session primarily used to demonstrate & polish the necessary skills & demonstrate the clinical implications.
- Care to be taken not to go into theoretical discussions
- MCQ to be followed at end of each section.
- Practical skills test after each clinical session

Evaluation –

20 minutes -Written Test in MCQ / 2 liners - covering 10 essential facts/concepts after Clinical sessions and each section of training fortnight

Evaluation form to be submitted at the end of Orientation Training Programme at end of each fortnight by students and faculty

- Objectives of the Module -Stated/Achieved
- Learning Material-Comprehensiveness and Quality.
- Preparation Self/Guide
- Methodology followed and its relevance to the stated objectives
- Functional Evaluation of conduct of Participants, Self. Guide to facilitate, achieve the learning Objectives
- Difficulties experienced
- Suggestions

26	IPD procedures Tepid Sponging IM Inj IV Inj	All the outlined IPD procedures demonstration and where possible	Per IPD batch	Hutchinson and books on surgical-ward	All Registrars/ MO associated
----	---	--	---------------	---------------------------------------	----------------------------------

Subcutaneous Inj Nasogastric Intubation Endotracheal Intubation Giving O2 Nebulisation Suction Stomach wash Enema Catherisation Suturing Wound Dressing Pleural Tapping Cardiopulmonary Resuscitation Photo – therapy Assisting Delivery Assisting in OT Adjusting Insulin Doses Receiving a new born	personal practice under supervision		procedures	with the IPD on their days
---	--	--	------------	----------------------------------

PRINCIPAL

DR. BIPIN S. JAIN

M.D. (Hom.), MBA (Ed. Mgt.)



